

## **Happy Holidays!**

In this folder you will find various things for your child to work on over break. This work is meant to be done throughout the break, not in one day. Please do not feel like you need to complete all of it, I have provided you with things to help keep your child busy and to continue working on skills we work on in class. Have a fun and relaxing break! Return completed work when we come back to school on Wednesday, January 3rd.

**Countdown Calendar:** Put a sticker on the calendar each day. When you have made it to January 3rd it is time to come back to school.

**Reading Log:** Throughout the break read to your child or encourage them to look at a book, and use the pictures to "read" to themselves". Color a mitten on the reading log for each book you read.

**Letter Practice:** Practice tracing and writing both upper and lowercase letters. Have your child start writing their letters at the top of the letter. Ask them to teach you our letter song "Where do you start your letters".

**Number Practice:** Practice number formation, recognition, and counting.

**Names:** Practice tracing and writing names. Some students are working on both first and last names. Work on correct spelling and letter recognition while practicing name writing. Remind your child to start their name with uppercase letters and then use lowercase for the rest of their name.

**Present Beginning Sound:** Write the beginning sounds of the items in the present.

**There was an Old Lady who Swallowed Some Snow Retell:** Your child received the book "There was an Old Lady who Swallowed Some Snow" as a gift. Read the book and then complete the story retell.

**Holiday Ten Frames:** Students will count how many candy canes are in each ten frame and write the number and then will have to draw candy canes to show each number.

# December 2023 and January 2024

Everyday put a sticker on the calendar. When you reach January 3rd, it is time to come back to school!














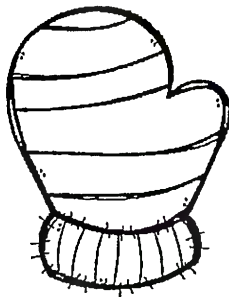




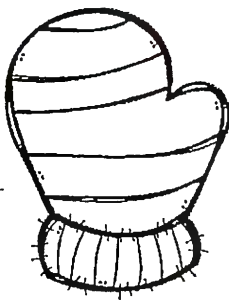

| Sunday       | Monday              | Tuesday        | Wednesday            | Thursday | Friday                                    | Saturday   |
|--------------|---------------------|----------------|----------------------|----------|---|--|
|              |                     |                |                      |          | 15<br>Hanukkah Ends<br>Last Day of School | 16<br>Posadas Starts<br>Sticker Countdown Starts |
| 17           | 18                  | 19             | 20                   | 21       | 22  | 23   |
|              |                     |                |                      |          |   |  |
| 24           | 25                  | 26             | 27                   | 28       | 29  | 30   |
| Posadas Ends | Christmas           | Kwanzaa Starts |                      |          |   |  |
|              |                     |                |                      |          |   |  |
| 31           | 1<br>Happy New Year | 2              | 3<br>Back to School! |          |   |  |
|              | Kwanzaa Ends        |                |                      |          |   |  |

Name : \_\_\_\_\_


# December Reading Log

Each time you read a book or someone reads a book to you color a mitten!


Happy Reading!




I can color my name.



I can trace my name.



I can write my name.



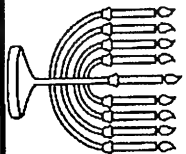
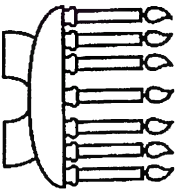

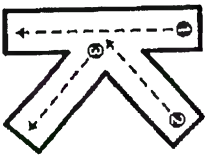
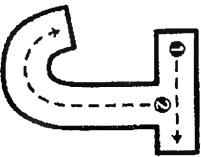
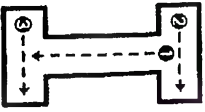
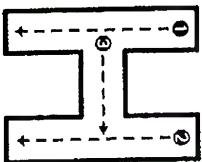
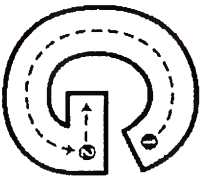
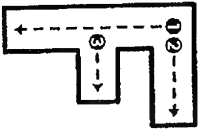
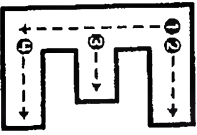
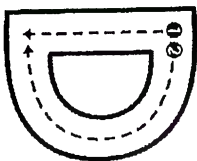
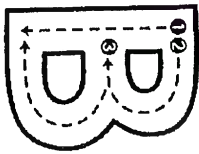
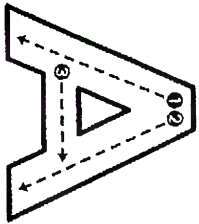

Three horizontal lines for writing: a solid top line, a dashed middle line, and a solid bottom line.

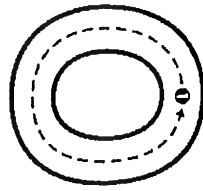

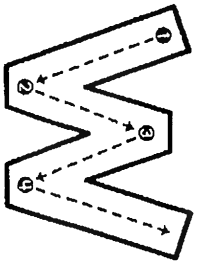
Name: \_\_\_\_\_






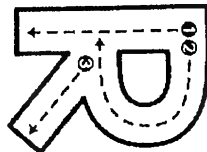
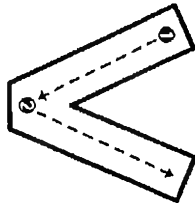
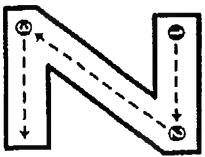




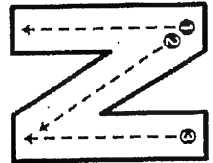
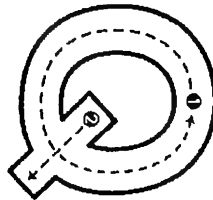
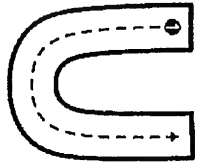
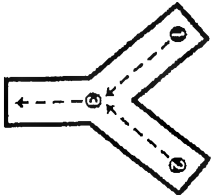




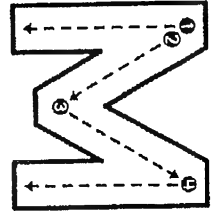
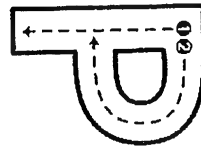
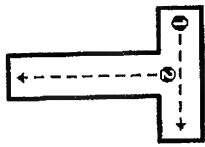




# Letter Writing Practice

D E F G H I J K L M N O P Q R S T U V W X Y Z





DECEMBER



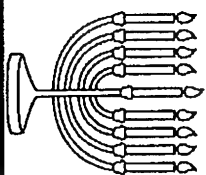
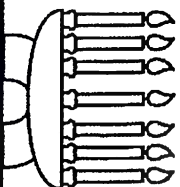
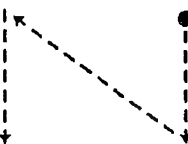
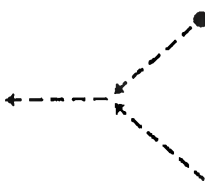
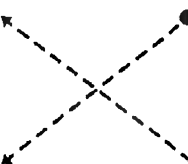
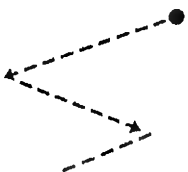
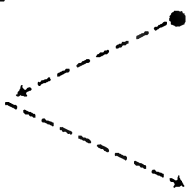
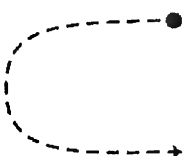
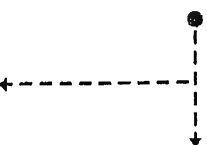
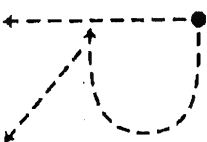
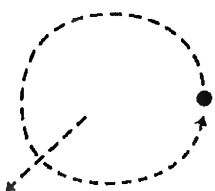
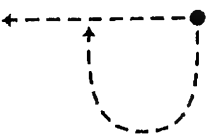
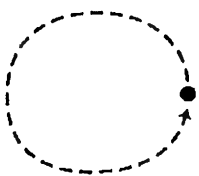
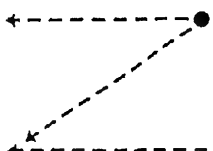
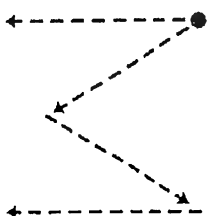
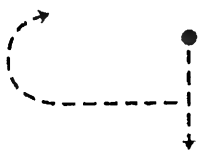
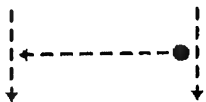
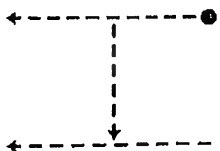
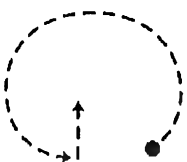
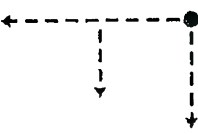
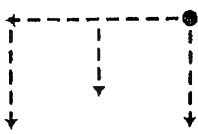
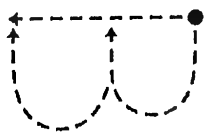
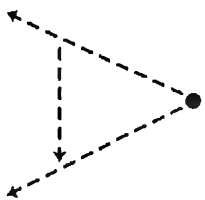


Letter Writing

Name: \_\_\_\_\_




# Letter Writing Practice

D E F G H I J K L M N O P Q R S T U V W X Y Z

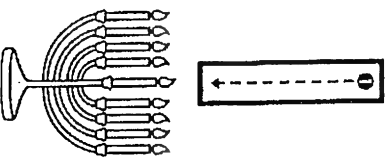
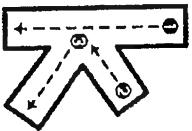
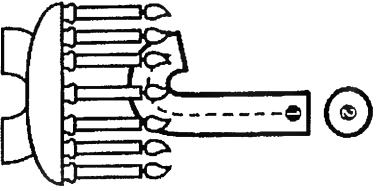
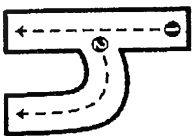
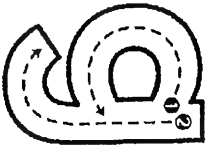
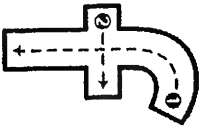
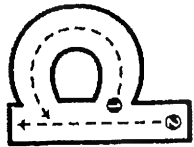

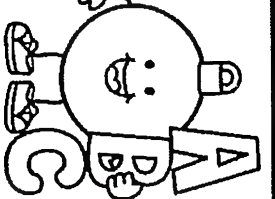
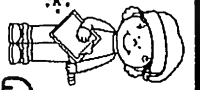


Name: \_\_\_\_\_





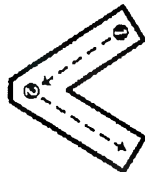

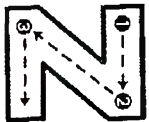

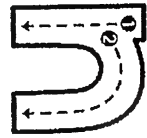

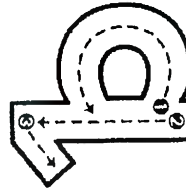

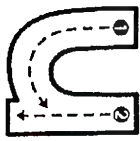

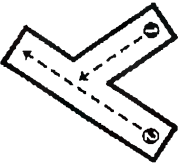

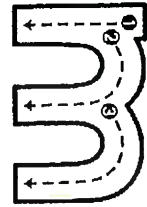



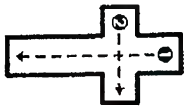


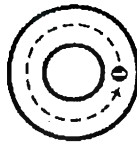


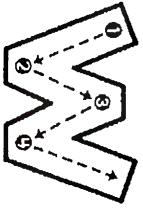
# Letter Writing Practice

D E C O R A T E  
B E T T E R





DECEMBER



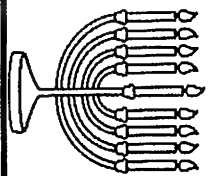
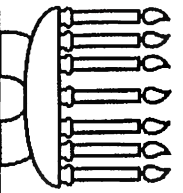
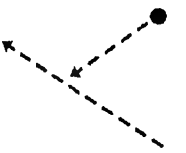
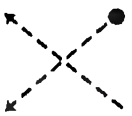
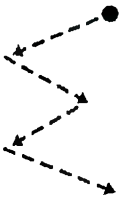

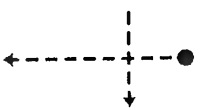
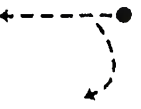
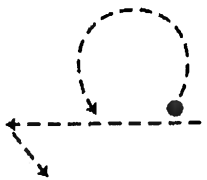
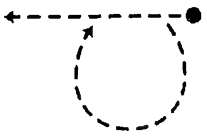
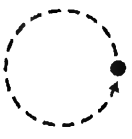
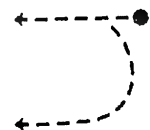
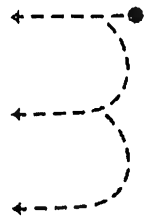
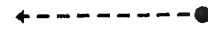

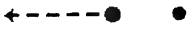
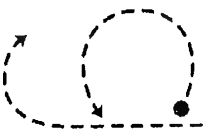
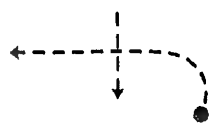
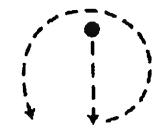
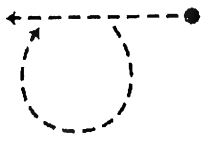
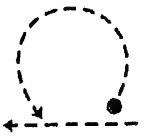


Letter Writing

Name: \_\_\_\_\_



# Letter Writing Practice

D E F G H I J K L M N O P Q R S T U V W X Y Z



NAME: \_\_\_\_\_

# I-20 NUMBER TRACE

1 2 3 4


5 6 7 8

9 10 11 12

13 14 15

16 17 18








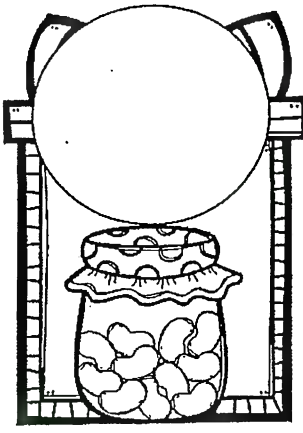




19 20



# PRESENT beginning sounds

Name: \_\_\_\_\_

Directions: Write the beginning sounds.





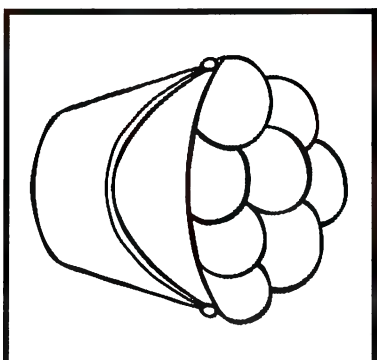


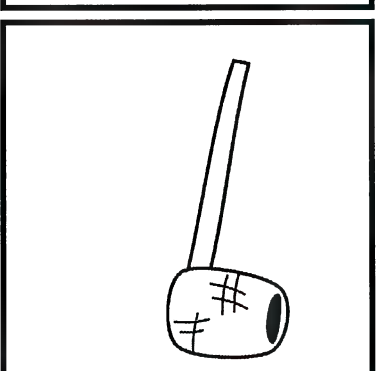





NAME: \_\_\_\_\_

# There Was an Old Lady Who Swallowed Some Snow

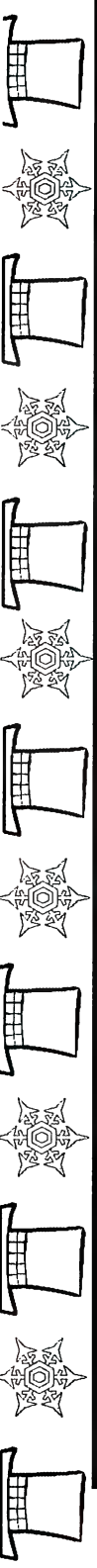
## Sequence and Retell

Number the items to show the order in which they appear in the story. Retell the story.



©2015 Tech 'n Talk SLPs

Permission granted for individual student copies.


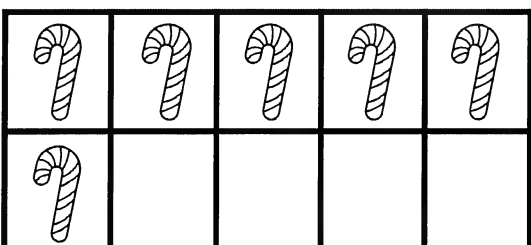
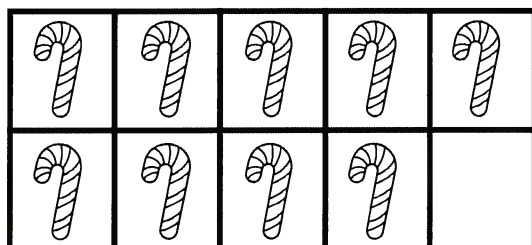
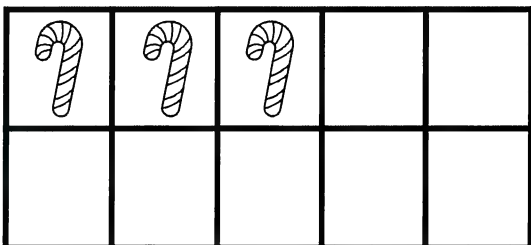
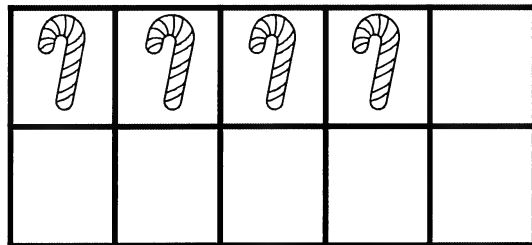
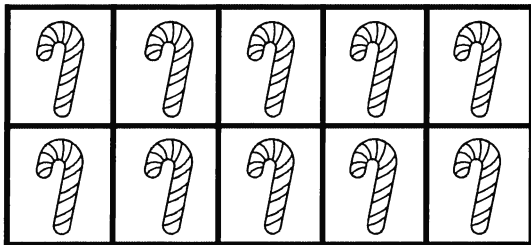
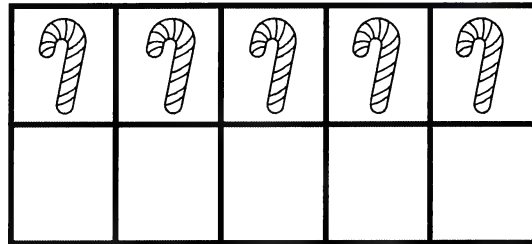
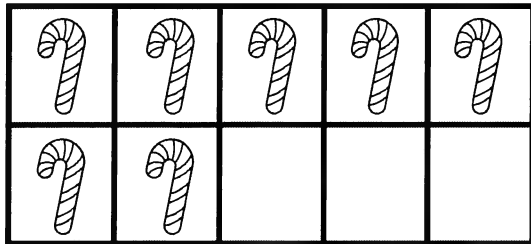



Name: \_\_\_\_\_



# Count It!


Count the candy canes and write the number.











Name: \_\_\_\_\_

# Draw It!

Draw candy canes on the tens frames to show each number



|  |    |  |   |
|--|----|--|---|
|    | 8  |    | 5 |
|  | 9  |  | 4 |
|  | 6  |  | 3 |
|  | 10 |  | 2 |