

Dahlia Street

Bradley International

ARRIVAL MAP

8:00 - 8:10

Safe Return Procedures:

We encourage everyone to wear masks at arrival. Students may enter the building for breakfast and/or go directly to the playground. Parents may not enter the building.

8:10 Teachers will pick up students on playground at designated spots/shapes

Discovery Link

Cornell Avenue

Plum Place

Arch - All grades (ECE 4s-5th) - Students not having breakfast - meet teachers on blacktop

Eggleston K

LeQuesne K

Rosales K

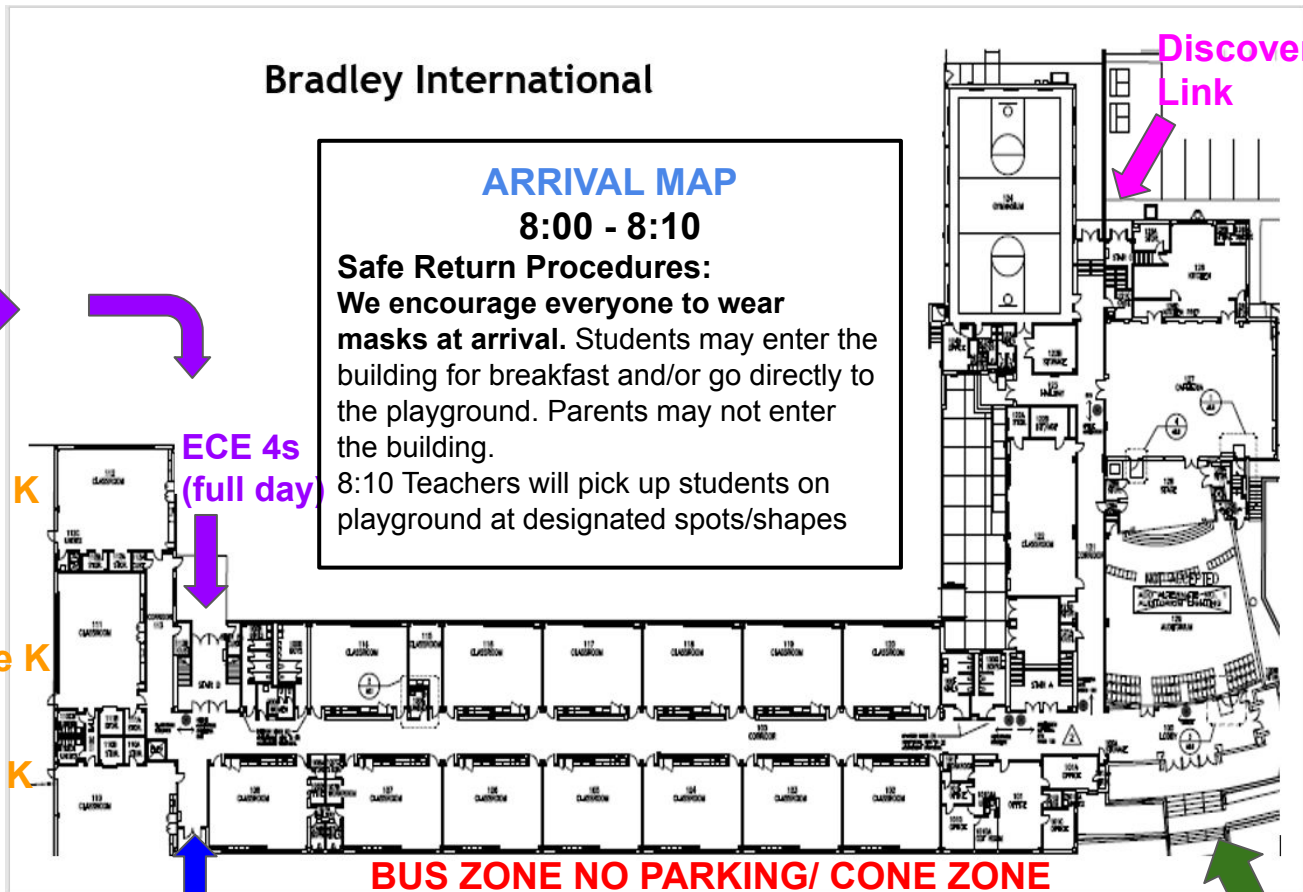
ECE 4s (full day)

Model 1 (1/2 Day) ECE

BUS ZONE NO PARKING/ CONE ZONE

Elm Street

Grades K-5
Students eating breakfast
Kiss 'n' Go!



Plum Place

Dahlia Street
Bradley International

DISMISSAL MAP

LOCATIONS

Dismissal at 3:15pm

Discovery Link

Cornell Avenue

Eggleston K

LeQuesne K

Rosales K

5th & ECE full day

4th

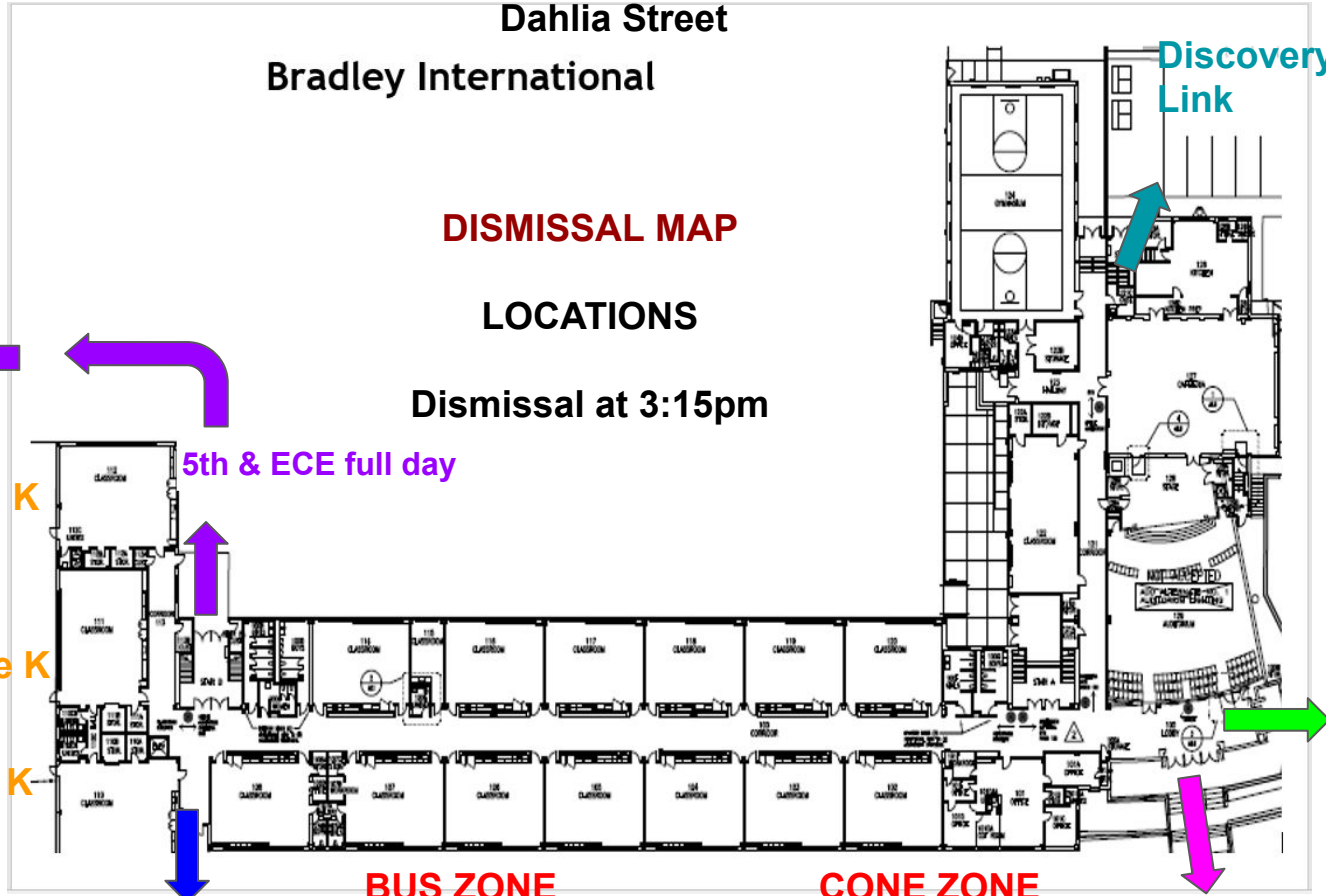
Model 1 (½ day), AN & 3rd

**BUS ZONE
NO PARKING**

Elm Street

**CONE ZONE
USE CAUTION**

1st & 2nd

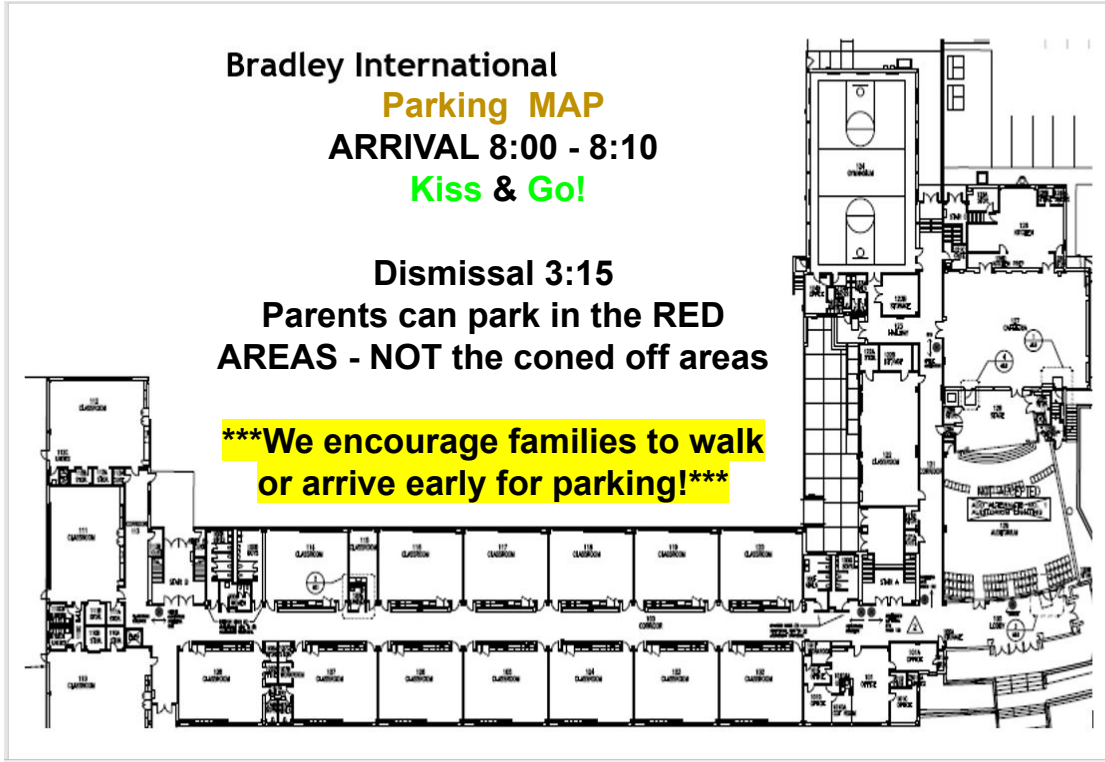


Dahlia Street

Bradley International
Parking MAP
ARRIVAL 8:00 - 8:10
Kiss & Go!

Dismissal 3:15
Parents can park in the RED
AREAS - NOT the coned off areas

***We encourage families to walk
or arrive early for parking!***



Model 1, 3rd & AN - BUS/CONE ZONE NO PARKING 1st & 2nd Kiss & Go

Elm Street

Plum Place

ECE, 5th & K Parking

ECE, 5th & K Parking

ECE, K Parking 5th Kiss & Go ECE, 5th & K Parking

Staff Parking

4th Kiss & Go

Cornell Avenue

Staff Parking

4th Parking

2nd Parking

3rd, AN & Model 1 Parking

1st Parking

2nd Parking

ECE, K & 5th
Parking