

Name: _____

KINDERGARTEN

WINTER BREAK

HOMEWORK PACKET


READING - Complete the Hot Chocolate Reading Challenge! Add more marshmallows if you need to! We also encourage you to work on iReady reading lessons at home!

WRITING - We've provided lots of different types of writing to practice over break. Have fun and do what you can!

MATH - Work on iReady math lessons online!





Have a wonderful break!

The Kindergarten Team



name: _____

Winter Break in a Snap!

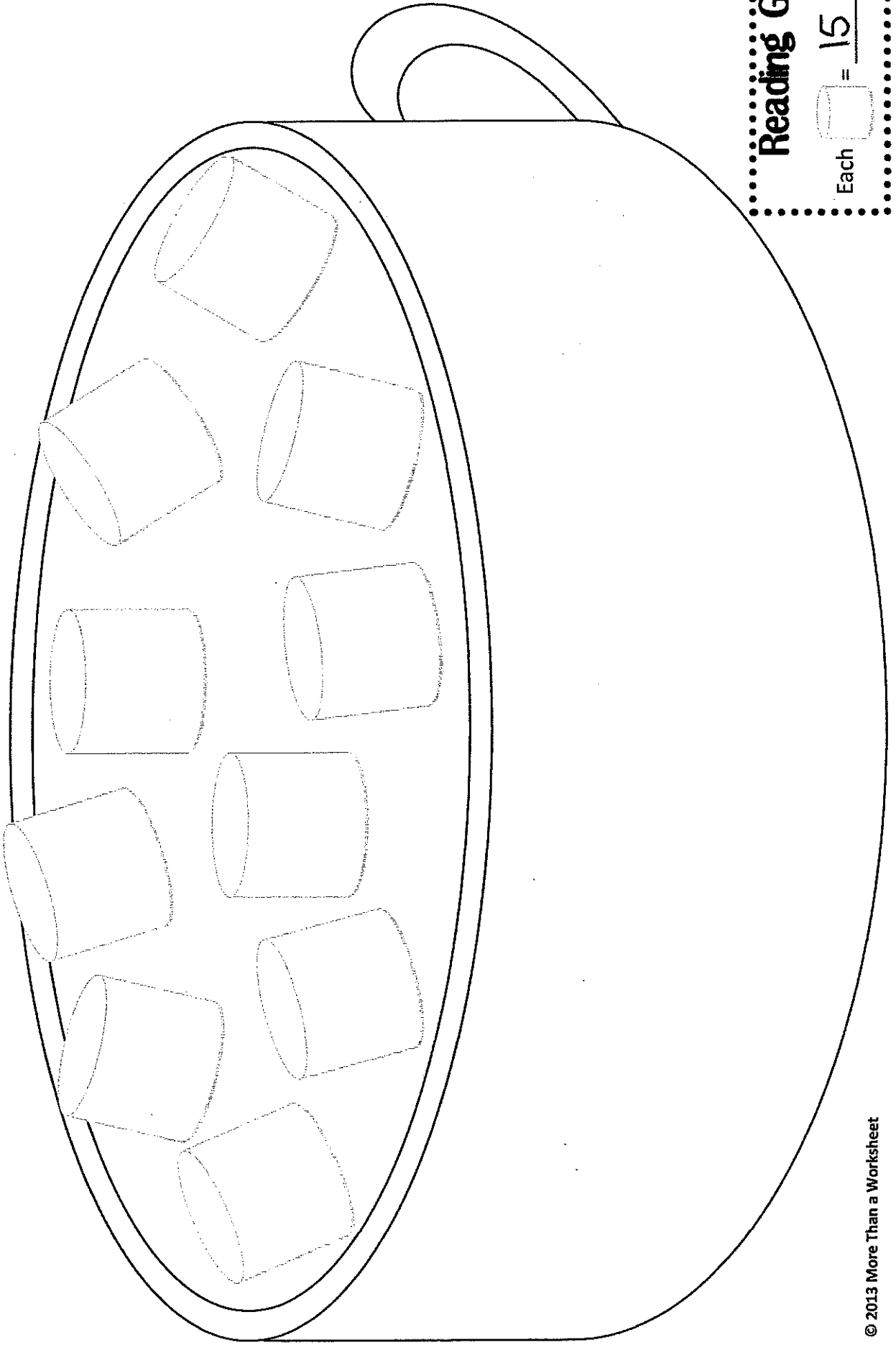


Name _____

Date _____

Winter Break Reading Challenge Due 1/7/2020

We all know how important reading is, so it is important to maintain good reading habits even on a break. Choose at least 10 different marshmallow reading challenges. When you complete the challenge, glue it to your mug. The length of each challenge should be the number of minutes in our goal. Finally, decorate your mug in a creative way.



Reading Goal

Each  = 15 minutes

Read while
wearing
your
mittens

Read in
front of the
fireplace

Read in
your
pajamas

Read
in bed

Read with
your
parents

Read with a
grandparent

Read with
an aunt or
uncle

Read
in the
car

Read with
your friend

Read with
your
brother or
sister

Read with
your pet

Read to
your
stuffed
animal

Read to the
mirror

Read a
magazine

Read a
chapter
book

Read
picture
books

Read the
newspaper

Read
online
articles

Read
outside

Read
on a plane

Read with a
scarf on

Read on
New Year's
Day

Read on
New Year's
Eve

Read in the
morning

Read at
night

Read in the
afternoon

Read on the
couch

Read in a
chair

Read on the
floor

Read
poetry

Read song
lyrics

Read in the
kitchen

Read a
comic book

Listen to a
book on
tape

Read
an
e-book

Read
something
for fun

Read to
learn
something

Read
recipes

Read under
the table

Read
something
again

Read under
the
Christmas
Tree

Read in
front of the
fireplace

Read in
your
pajamas

Read
in bed

Read with
your
parents

Read with a
grandparent

Read with
an aunt or
uncle

Read
in the
car

Read with
your friend

Read with
your
brother or
sister

Read with
your pet

Read to
your
stuffed
animal

Read to the
mirror

Read a
magazine

Read a
chapter
book

Read
picture
books

Read the
newspaper

Read
online
articles

Read
outside

Read
on a plane

Read on
Christmas
Eve

Read on
New Year's
Day

Read on
New Year's
Eve

Read in the
morning

Read at
night

Read in the
afternoon

Read on the
couch

Read in a
chair

Read on the
floor

Read
poetry

Read song
lyrics

Read in the
kitchen

Read a
comic book

Listen to a
book on
tape

Read
an
e-book

Read
something
for fun


Read to
learn
something

Read
recipes

Read under
the table


Read
something
again

My Winter Writing



Name: _____


The Perfect Snowman!



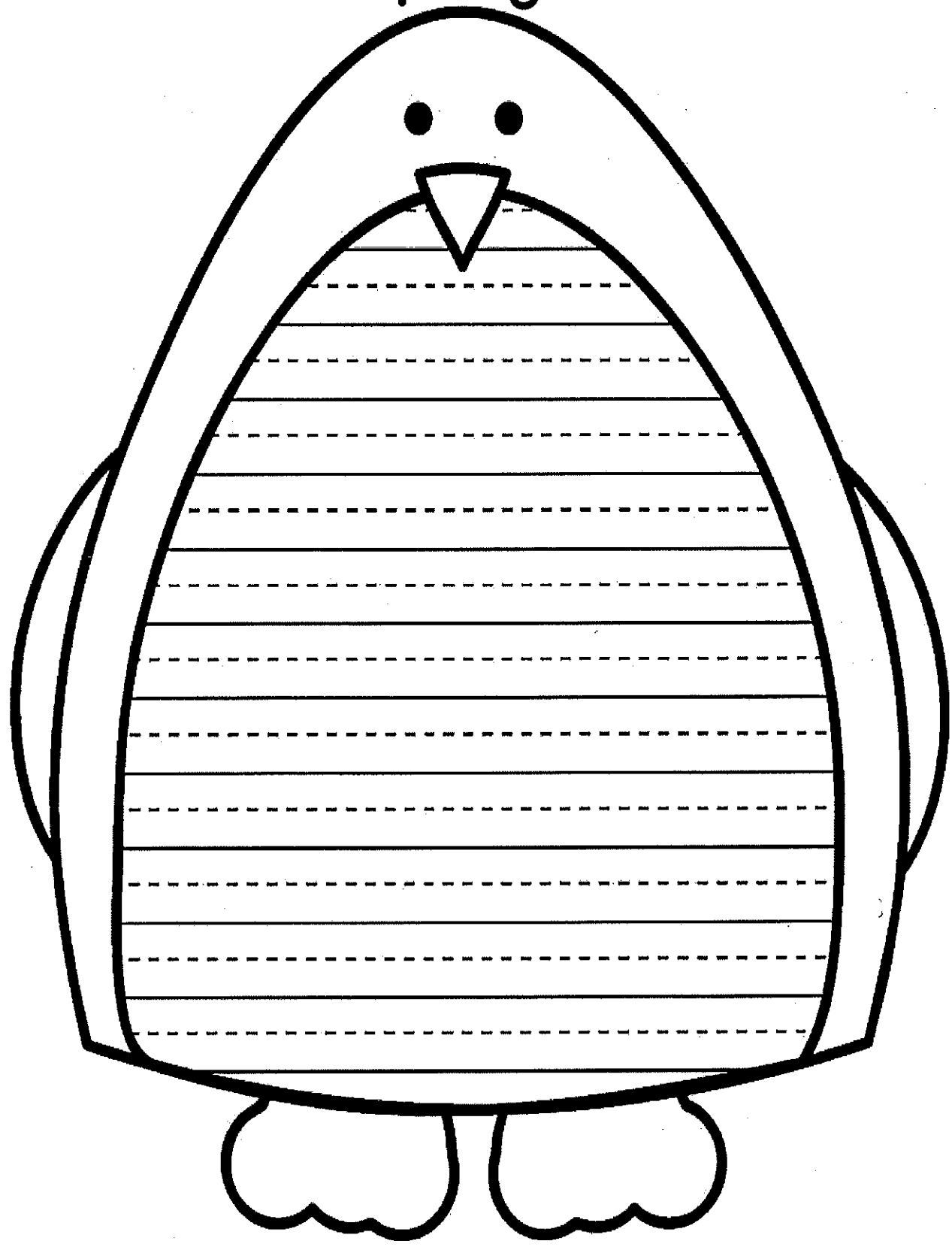
Explain how to build the perfect snowman!

First,

Handwriting practice sheet with ten sets of horizontal lines. Each set consists of a solid top line, a dashed middle line, and a solid bottom line. The entire page is framed by a decorative border of small circles.



Write a list of words to describe
a penguin



Name: _____

On a cold winter day, would you rather sit inside
and watch movies while drinking hot chocolate or go
outside and play in the snow? Why?




Handwriting practice lines consisting of a solid top line, a dashed middle line, and a solid bottom line. There are five sets of these lines provided for writing an answer.

A large, empty rounded rectangular box with a dotted border, intended for drawing a picture related to the writing prompt.


You just turned into a snowman!
Write about what happens next.

Handwriting practice lines consisting of solid top and bottom lines with a dashed middle line. There are seven sets of these lines for writing.




Handwriting practice lines consisting of solid top and bottom lines with a dashed middle line. There are three sets of these lines for writing, located to the right of the snowman illustration.

Describe winter using your five senses.



©Pam & Tara



©Pam & Tara